

T estpassport Q&A



La meilleure qualité le meilleur service

<http://www.testpassport.fr>

Service de mise à jour gratuit pendant un an

Exam : **070-561**

Title : TS: MS .NET Framework
3.5, ADO.NET Application
Development

Version : Demo

1. You create an application by using the Microsoft .NET Framework 3.5 and Microsoft ADO.NET.

You need to ensure that the application can connect to any type of database.

What should you do?

A. Set the database driver name in the connection string of the application, and then create the connection object in the following manner.

```
DbConnection connection = new OdbcConnection(connectionString);
```

B. Set the database provider name in the connection string of the application, and then create the connection object in the following manner.

```
DbConnection connection = new OleDbConnection(connectionString);
```

C. Create the connection object in the following manner.

```
DbProviderFactory factory = DbProviderFactories.GetFactory("System.Data.Odbc");
```

```
DbConnection connection = factory.CreateConnection();
```

D. Create the connection object in the following manner.

```
DbProviderFactory factory = DbProviderFactories.GetFactory(databaseProviderName);
```

```
DbConnection connection = factory.CreateConnection();
```

Answer: D

2. You create an application by using the Microsoft .NET Framework 3.5 and Microsoft ADO.NET.

You need to ensure that the application can connect to any type of database.

What should you do?

A. Set the database driver name in the connection string of the application, and then create the connection object in the following manner.

```
Dim connection As DbConnection = _ New OdbcConnection(connectionString)
```

B. Set the database provider name in the connection string of the application, and then create the connection object in the following manner.

```
Dim connection As DbConnection = _ New OleDbConnection(connectionString)
```

C. Create the connection object in the following manner.

```
Dim factory As DbProviderFactory = _ DbProviderFactories.GetFactory("System.Data.Odbc")
```

```
Dim connection As DbConnection = _ factory.CreateConnection()
```

D. Create the connection object in the following manner.

```
Dim factory As DbProviderFactory = _ DbProviderFactories.GetFactory(databaseProviderName)
```

```
Dim connection As DbConnection = factory.CreateConnection()
```

Answer: D

3. You create an application by using the Microsoft .NET Framework 3.5 and Microsoft ADO.NET. The application connects to a Microsoft SQL Server 2005 database.

The application throws an exception when the SQL Connection object is used.

You need to handle the exception.

Which code segment should you use?

A. try

```
{
    if(null!=conn)
        conn.Close();
    // code for the query
}
catch (Exception ex)
{
    // handle exception
}
finally
{
    if(null==conn)
        conn.Open();
}
```

B. try

```
{
    conn.Close();
    // code for the query
}
catch (Exception ex)
{
    // handle exception
}
finally
{
    if(null!=conn)
        conn.Open();
}
```

C. try

```
{
```

```
conn.Open();
// code for the query
}
catch (Exception ex)
{
// handle exception
}
finally
{
if(null!=conn)
conn.Close();
}
```

D. try

```
{
conn.Open();
// code for the query
}
catch (Exception ex)
{
// handle exception
}
finally
{
if(null==conn)
conn.Close();
}
```

Answer: C

4. You create an application by using the Microsoft .NET Framework 3.5 and Microsoft ADO.NET. The application connects to a Microsoft SQL Server 2005 database.

The application throws an exception when the SQL Connection object is used.

You need to handle the exception.

Which code segment should you use?

A. Try

If conn IsNot Nothing Then

```
conn.Close()
```

```
' code for the query
```

```
End If
```

```
Catch ex As Exception
```

```
' handle exception
```

```
Finally
```

```
If conn Is Nothing Then
```

```
conn.Open()
```

```
End If
```

```
End Try
```

```
B. Try
```

```
' code for the query
```

```
conn.Close()
```

```
Catch ex As Exception
```

```
' handle exception
```

```
Finally
```

```
If conn IsNot Nothing Then
```

```
conn.Open()
```

```
End If
```

```
End Try
```

```
C. Try
```

```
' code for the query
```

```
conn.Open()
```

```
Catch ex As Exception
```

```
' handle exception
```

```
Finally
```

```
If conn IsNot Nothing Then
```

```
conn.Close()
```

```
End If
```

```
End Try
```

```
D. Try
```

```
' code for the query
```

```
conn.Open()
```

```
Catch ex As Exception
```

```
' handle exception
Finally
    If conn Is Nothing Then
        conn.Close()
    End If
End Try
```

Answer: C

5. You create an application by using the Microsoft .NET Framework 3.5 and Microsoft ADO.NET. The application connects to a Microsoft SQL Server 2005 database.

You need to separate the security-related exceptions from the other exceptions for database operations at run time.

Which code segment should you use?

A. `catch (System.Security.SecurityException ex)`

```
{
    //Handle all database security related exceptions.
}
```

B. `catch (System.Data.SqlClient.SqlException ex)`

```
{
    for (int i = 0; i < ex.Errors.Count; i++){
        if (ex.Errors[i].Class.ToString() == "14") {
            //Handle all database security related exceptions.
        }
        else{
            //Handle other exceptions
        }
    }
}
```

C. `catch (System.Data.SqlClient.SqlException ex)`

```
{
    for (int i = 0; i < ex.Errors.Count; i++){
        if (ex.Errors[i].Number == 14){
            //Handle all database security related exceptions.
        }
        else{
```

```
        //Handle other exceptions
    }
}
}
D. catch (System.Data.SqlClient.SqlException ex)
{
    for (int i = 0; i < ex.Errors.Count; i++){
        if (ex.Errors[i].Message.Contains("Security")){
            //Handle all database security related exceptions.
        }
        else{
            //Handle other exceptions
        }
    }
}
```

Answer: B

6. You create an application by using the Microsoft .NET Framework 3.5 and Microsoft ADO.NET. The application connects to a Microsoft SQL Server 2005 database.

You need to separate the security-related exceptions from the other exceptions for database operations at run time.

Which code segment should you use?

A. Catch ex As System.Security.SecurityException

```
    'Handle all database security related exceptions.
```

```
End Try
```

B. Catch ex As System.Data.SqlClient.SqlException

```
For i As Integer = 0 To ex.Errors.Count - 1
```

```
    If ex.Errors(i).[Class].ToString() = "14" Then
```

```
        'Handle all database security related exceptions.
```

```
    Else
```

```
        'Handle other exceptions
```

```
    End If
```

```
Next
```

```
End Try
```

C. Catch ex As System.Data.SqlClient.SqlException


```
For i As Integer = 0 To ex.Errors.Count - 1
    If ex.Errors(i).Number = 14 Then
        'Handle all database security related exceptions.
    Else
        'Handle other exceptions
    End If
Next
End Try
```

```
D. Catch ex As System.Data.SqlClient.SqlException
    For i As Integer = 0 To ex.Errors.Count - 1
        If ex.Errors(i).Message.Contains("Security") Then
            'Handle all database security related exceptions.
        Else
            'Handle other exceptions
        End If
    Next
End Try
```

Answer: B

7. You create an application by using the Microsoft .NET Framework 3.5 and Microsoft ADO.NET. The application connects to a Microsoft SQL Server 2005 database.

You write the following code segment.

```
string queryString = "Select Name, Age from dbo.Table_1";
```

```
SqlCommand command = new SqlCommand(queryString, (SqlConnection)connection);
```

You need to get the value that is contained in the first column of the first row of the result set returned by the query.

Which code segment should you use?

A. `var value = command.ExecuteScalar();`

```
string requiredValue = value.ToString();
```

B. `var value = command.ExecuteNonQuery();`

```
string requiredValue = value.ToString();
```

C. `var value = command.ExecuteReader(CommandBehavior.SingleRow);`

```
string requiredValue = value[0].ToString();
```

D. `var value = command.ExecuteReader(CommandBehavior.SingleRow);`

```
string requiredValue = value[1].ToString();
```

Answer: A

8. You create an application by using the Microsoft .NET Framework 3.5 and Microsoft ADO.NET. The application connects to a Microsoft SQL Server 2005 database.

You write the following code segment.

```
Dim queryString As String = "Select Name, Age from dbo.Table_1"
```

```
Dim command As New SqlCommand(queryString, DirectCast(connection, SqlConnection))
```

You need to get the value that is contained in the first column of the first row of the result set returned by the query.

Which code segment should you use?

A. Dim value As Object = command.ExecuteScalar()

```
Dim requiredValue As String = value.ToString()
```

B. Dim value As Integer = command.ExecuteNonQuery()

```
Dim requiredValue As String = value.ToString()
```

C. Dim value As SqlDataReader = _command.ExecuteReader(CommandBehavior.SingleRow)

```
Dim requiredValue As String = value(0).ToString()
```

D. Dim value As SqlDataReader = _command.ExecuteReader(CommandBehavior.SingleRow)

```
Dim requiredValue As String = value(1).ToString()
```

Answer: A

9. You create an application by using the Microsoft .NET Framework 3.5 and Microsoft ADO.NET. The application connects to a Microsoft SQL Server 2005 database.

You write the following code segment. (Line numbers are included for reference only.)

```
01 using (SqlConnection connection = new
    SqlConnection(connectionString)) {
02     SqlCommand cmd = new SqlCommand(queryString, connection);
03     connection.Open();
04
05     while (sdrdr.Read()){
06         // use the data in the reader
07     }
08 }
```

You need to ensure that the memory is used efficiently when retrieving BLOBs from the database.

Which code segment should you insert at line 04?

A. SqlDataReader sdrdr = cmd.ExecuteReader();

B. SqlDataReader sdrdr = cmd.ExecuteReader(CommandBehavior.Default);

- C. SqlDataReader sdrdr = cmd.ExecuteReader(CommandBehavior.SchemaOnly);
- D. SqlDataReader sdrdr = cmd.ExecuteReader(CommandBehavior.SequentialAccess);

Answer: D

10. You create an application by using the Microsoft .NET Framework 3.5 and Microsoft ADO.NET. The application connects to a Microsoft SQL Server 2005 database.

You write the following code segment. (Line numbers are included for reference only.)

```
01 Using connection As New SqlConnection(connectionString)
02   Dim cmd As New SqlCommand(queryString, connection)
03   connection.Open()
04
05   While sdrdr.Read()
06     ' use the data in the reader
07   End While
08 End Using
```

You need to ensure that the memory is used efficiently when retrieving BLOBs from the database.

Which code segment should you insert at line 04?

- A. Dim sdrdr As SqlDataReader = _ cmd.ExecuteReader()
- B. Dim sdrdr As SqlDataReader = _ cmd.ExecuteReader(CommandBehavior.[Default])
- C. Dim sdrdr As SqlDataReader = _ cmd.ExecuteReader(CommandBehavior.SchemaOnly)
- D. Dim sdrdr As SqlDataReader = _ cmd.ExecuteReader(CommandBehavior.SequentialAccess)

Answer: D

11. You create an application by using the Microsoft .NET Framework 3.5 and Microsoft ADO.NET. The application connects to a Microsoft SQL Server 2005 database.

You write the following code segment.

```
string query = "Select EmpNo, EmpName from dbo.Table_1;
select Name, Age from dbo.Table_2";
SqlCommand command = new SqlCommand(query, connection);
SqlDataReader reader = command.ExecuteReader();
```

You need to ensure that the application reads all the rows returned by the code segment.

Which code segment should you use?

- A. while (reader.NextResult())
{
 Console.WriteLine(String.Format("{0}, {1}", reader[0], reader[1]));
 reader.Read();

```
}  
B. while (reader.Read())  
{  
    Console.WriteLine(String.Format("{0}, {1}",reader[0], reader[1]));  
    reader.NextResult();  
}
```

```
C. while (reader.Read())  
{  
    Console.WriteLine(String.Format("{0}, {1}",reader[0], reader[1]));  
}
```

```
reader.NextResult();  
while (reader.Read())  
{  
    Console.WriteLine(String.Format("{0}, {1}",reader[0], reader[1]));  
}
```

```
D. while (reader.NextResult())  
{  
    Console.WriteLine(String.Format("{0}, {1}",reader[0], reader[1]));  
}
```

```
reader.Read();  
while (reader.NextResult())  
{  
    Console.WriteLine(String.Format("{0}, {1}",reader[0], reader[1]));  
}
```

Answer: C

12. You create an application by using the Microsoft .NET Framework 3.5 and Microsoft ADO.NET. The application connects to a Microsoft SQL Server 2005 database.

You write the following code segment.

```
Dim query As String = _ "Select EmpNo, EmpName from dbo.Table_1; " + _ "select Name,Age from  
dbo.Table_2"
```

```
Dim command As New SqlCommand(query, connection)
```

```
Dim reader As SqlDataReader = command.ExecuteReader()
```

You need to ensure that the application reads all the rows returned by the code segment.

Which code segment should you use?

A. While reader.NextResult()

```
Console.WriteLine([String].Format("{0}, {1}", reader(0), reader(1)))  
reader.Read()
```

End While

B. While reader.Read()

```
Console.WriteLine([String].Format("{0}, {1}", reader(0), reader(1)))  
reader.NextResult()
```

End While

C. While reader.Read()

```
Console.WriteLine([String].Format("{0}, {1}", reader(0), reader(1)))
```

End While

```
reader.NextResult()
```

```
while reader.Read()
```

```
Console.WriteLine([String].Format("{0}, {1}", reader(0), reader(1)))
```

End While

D. While reader.NextResult()

```
Console.WriteLine([String].Format("{0}, {1}", reader(0), reader(1)))
```

End While

```
reader.Read()
```

```
while reader.NextResult()
```

```
Console.WriteLine([String].Format("{0}, {1}", reader(0), reader(1)))
```

End While

Answer: C

13. You create an application by using the Microsoft .NET Framework 3.5 and Microsoft ADO.NET.

The application has a DataTable object named OrderDetailTable. The object has the following columns:

ID

OrderID

ProductID

Quantity

LineTotal

The OrderDetailTable object is populated with data provided by a business partner. Some of the records contain a null value in the LineTotal field and 0 in the Quantity field.

You write the following code segment. (Line numbers are included for reference only.)

```
01 DataColumn col = new DataColumn("UnitPrice", typeof(decimal));
```

02

03 OrderDetailTable.Columns.Add(col);

You need to add a DataColumn named UnitPrice to the OrderDetailTable object.

Which line of code should you insert at line 02?

- A. col.Expression = "LineTotal/Quantity";
- B. col.Expression = "LineTotal/ISNULL(Quantity, 1)";
- C. col.Expression = "LineTotal.Value/ISNULL(Quantity.Value,1)";
- D. col.Expression = "iif(Quantity > 0, LineTotal/Quantity, 0)";

Answer: D

14. You create an application by using the Microsoft .NET Framework 3.5 and Microsoft ADO.NET.

The application has a DataTable object named OrderDetailTable. The object has the following columns:

ID

OrderID

ProductID

Quantity

LineTotal

The OrderDetailTable object is populated with data provided by a business partner. Some of the records contain a null value in the LineTotal field and 0 in the Quantity field.

You write the following code segment. (Line numbers are included for reference only.)

01 Dim col As New DataColumn("UnitPrice", GetType(Decimal))

02

03 OrderDetailTable.Columns.Add(col)

You need to add a DataColumn named UnitPrice to the OrderDetailTable object.

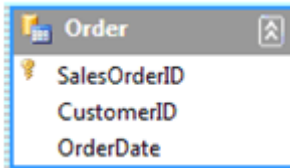
Which line of code should you insert at line 02?

- A. col.Expression = "LineTotal/Quantity"
- B. col.Expression = "LineTotal/ISNULL(Quantity, 1)"
- C. col.Expression = "LineTotal.Value/ISNULL(Quantity.Value, 1)"
- D. col.Expression = "iif(Quantity > 0, LineTotal/Quantity, 0)"

Answer: D

15. You create an application by using the Microsoft .NET Framework 3.5 and Microsoft ADO.NET.

The application contains a DataSet object named orderDS. The object contains a table named Order as shown in the following exhibit.



The application uses a SqlDataAdapter object named daOrder to populate the Order table.

You write the following code segment. (Line numbers are included for reference only.)

```
01 private void FillOrderTable(int pageIndex) {
02     int pageSize = 5;
03
04 }
```

You need to fill the Order table with the next set of 5 records for each increase in the pageIndex value.

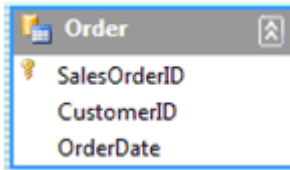
Which code segment should you insert at line 03?

- A. `string sql = "SELECT SalesOrderID, CustomerID, OrderDate FROM Sales.SalesOrderHeader";`
`daOrder.SelectCommand.CommandText = sql;`
`daOrder.Fill(orderDS, pageIndex, pageSize, "Order");`
- B. `int startRecord = (pageIndex - 1) * pageSize;`
`string sql = "SELECT SalesOrderID, CustomerID, OrderDate FROM Sales.SalesOrderHeader";`
`daOrder.SelectCommand.CommandText = sql;`
`daOrder.Fill(orderDS, startRecord, pageSize, "Order");`
- C. `string sql = string.Format("SELECT TOP {0} SalesOrderID, CustomerID,`
`OrderDate FROM Sales.SalesOrderHeader WHERE SalesOrderID > {1}", pageSize, pageIndex);`
`daOrder.SelectCommand.CommandText = sql;`
`daOrder.Fill(orderDS, "Order");`
- D. `int startRecord = (pageIndex - 1) * pageSize;`
`string sql = string.Format("SELECT TOP {0} SalesOrderID, CustomerID,`
`OrderDate FROM Sales.SalesOrderHeader WHERE SalesOrderID > {1}",`
`pageSize, startRecord);`
`daOrder.SelectCommand.CommandText = sql;`
`daOrder.Fill(orderDS, "Order");`

Answer: B

16. You create an application by using the Microsoft .NET Framework 3.5 and Microsoft ADO.NET.

The application contains a DataSet object named orderDS. The object contains a table named Order as shown in the following exhibit.



The application uses a SqlDataAdapter object named daOrder to populate the Order table.

You write the following code segment. (Line numbers are included for reference only.)

```
01 Private Sub FillOrderTable(ByVal pageIndex As Integer)
02   Dim pageSize As Integer = 5
03
04 End Sub
```

You need to fill the Order table with the next set of 5 records for each increase in the pageIndex value.

Which code segment should you insert at line 03?

A. Dim sql As String = "SELECT SalesOrderID, CustomerID, " + _
"OrderDate FROM Sales.SalesOrderHeader"

```
daOrder.SelectCommand.CommandText = sql
daOrder.Fill(orderDS, pageIndex, pageSize, "Order")
```

B. Dim startRecord As Integer = (pageIndex - 1) * pageSize
Dim sql As String = "SELECT SalesOrderID, CustomerID, " + _
"OrderDate FROM Sales.SalesOrderHeader"

```
daOrder.SelectCommand.CommandText = sql
daOrder.Fill(orderDS, startRecord, pageSize, "Order")
```

C. Dim sql As String = _
String.Format("SELECT TOP {0} SalesOrderID, " + _
"CustomerID, OrderDate FROM Sales.SalesOrderHeader " + _
"WHERE SalesOrderID > {1}", pageSize, pageIndex)

```
daOrder.SelectCommand.CommandText = sql
daOrder.Fill(orderDS, "Order")
```

D. Dim startRecord As Integer = (pageIndex - 1) * pageSize

```
Dim sql As String = _
String.Format("SELECT TOP {0} SalesOrderID, " + _
"CustomerID, OrderDate FROM Sales.SalesOrderHeader " + _
"WHERE SalesOrderID > {1}", pageSize, startRecord)
```

```
daOrder.SelectCommand.CommandText = sql
daOrder.Fill(orderDS, "Order")
```


Answer: B

17. You create an application by using the Microsoft .NET Framework 3.5 and Microsoft ADO.NET. The application contains a TextBox control named txtProductID. The application will return a list of active products that have the ProductID field equal to the txtProductID.Text property.

You write the following code segment. (Line numbers are included for reference only.)

```
01 private DataSet GetProducts(SqlConnection cn) {  
02     SqlCommand cmd = new SqlCommand();  
03     cmd.Connection = cn;  
04     SqlDataAdapter da = new SqlDataAdapter(cmd);  
05     DataSet ds = new DataSet();  
06  
07     da.Fill(ds);  
08     return ds;  
09 }
```

You need to populate the DataSet object with product records while avoiding possible SQL injection attacks.

Which code segment should you insert at line 06?

- A. cmd.CommandText = string.Format("sp_sqlexec 'SELECT ProductID, Name FROM Product WHERE ProductID={0} AND IsActive=1'", txtProductID.Text);
- B. cmd.CommandText = string.Format("SELECT ProductID, Name FROM Product WHERE ProductID={0} AND IsActive=1", txtProductID.Text);
cmd.Prepare();
- C. cmd.CommandText = string.Format("SELECT ProductID, Name FROM Product WHERE ProductID={0} AND IsActive=1", txtProductID.Text);
cmd.CommandType = CommandType.TableDirect;
- D. cmd.CommandText = "SELECT ProductID, Name FROM Product WHERE ProductID=@productID AND IsActive=1";
cmd.Parameters.AddWithValue("@productID", txtProductID.Text);

Answer: D

18. You create an application by using the Microsoft .NET Framework 3.5 and Microsoft ADO.NET. The application contains a TextBox control named txtProductID. The application will return a list of active products that have the ProductID field equal to the txtProductID.Text property.

You write the following code segment. (Line numbers are included for reference only.)

```
01 Private Function GetProducts(ByVal cn _
```

```
As SqlConnection) As DataSet
02 Dim cmd As New SqlCommand()
03 cmd.Connection = cn
04 Dim da As New SqlDataAdapter(cmd)
05 Dim ds As New DataSet()
06
07 da.Fill(ds)
08 Return ds
09 End Function
```

You need to populate the DataSet object with product records while avoiding possible SQL injection attacks.

Which code segment should you insert at line 06?

- A. cmd.CommandText = _
String.Format("sp_sqlexec 'SELECT ProductID, " + _
"Name FROM Product WHERE ProductID={0} AND IsActive=1", _
txtProductID.Text)
- B. cmd.CommandText = _
String.Format("SELECT ProductID, " + _
"Name FROM Product WHERE ProductID={0} AND IsActive=1", _
txtProductID.Text)
cmd.Prepare()
- C. cmd.CommandText = _
String.Format("SELECT ProductID, " + _
"Name FROM Product WHERE ProductID={0} AND IsActive=1", _
txtProductID.Text)
cmd.CommandType = CommandType.TableDirect
- D. cmd.CommandText = "SELECT ProductID, " + _
"Name FROM Product WHERE ProductID=@productID AND IsActive=1"
cmd.Parameters.AddWithValue("@productID", txtProductID.Text)

Answer: D

19. You create an application by using the Microsoft .NET Framework 3.5 and Microsoft ADO.NET. The application connects to a Microsoft SQL Server 2005 database.

The application analyzes large amounts of transaction data that are stored in a different database.

You write the following code segment. (Line numbers are included for reference only.)

```
01 using (SqlConnection connection = new
    SqlConnection(sourceConnectionString))
02 using (SqlConnection connection2 = new
    SqlConnection(destinationConnectionString))
03 using (SqlCommand command = new SqlCommand())
04 {
05     connection.Open();
06     connection2.Open();
07     using (SqlDataReader reader = command.ExecuteReader())
08     {
09         using (SqlBulkCopy bulkCopy = new
            SqlBulkCopy(connection2))
10         {
11
12         }
13     }
14 }
```

You need to copy the transaction data to the database of the application.

Which code segment should you insert at line 11?

A. reader.Read()

bulkCopy.WriteToServer(reader);

B. bulkCopy.DestinationTableName = "Transactions";

bulkCopy.WriteToServer(reader);

C. bulkCopy.DestinationTableName = "Transactions";

bulkCopy.SqlRowsCopied += new

SqlRowsCopiedEventHandler(bulkCopy_SqlRowsCopied);

D. while (reader.Read())

{

bulkCopy.WriteToServer(reader);

}

Answer: B

20. You create an application by using the Microsoft .NET Framework 3.5 and Microsoft ADO.NET. The application connects to a Microsoft SQL Server 2005 database.

The application analyzes large amounts of transaction data that are stored in a different database.

You write the following code segment. (Line numbers are included for reference only.)

```
01 Using connection As New SqlConnection(sourceConnectionString)
02   Using connection2 As _
        New SqlConnection(destinationConnectionString)
03     Using command As New SqlCommand()
04       connection.Open()
05       connection2.Open()
06       Using reader As SqlDataReader = command.ExecuteReader()
07         Using bulkCopy As New SqlBulkCopy(connection2)
08
09           End Using
10         End Using
11       End Using
12     End Using
13 End Using
```

You need to copy the transaction data to the database of the application.

Which code segment should you insert at line 08?

- A. reader.Read()
bulkCopy.WriteToServer(reader)
- B. bulkCopy.DestinationTableName = "Transactions"
bulkCopy.WriteToServer(reader)
- C. bulkCopy.DestinationTableName = "Transactions"
AddHandler bulkCopy.SqlRowsCopied, _
AddressOf bulkCopy_SqlRowsCopied
- D. While reader.Read()
bulkCopy.WriteToServer(reader)
End While

Answer: B

21. You create an application by using the Microsoft .NET Framework 3.5 and Microsoft ADO.NET. The application uses Microsoft SQL Server 2005.

You write the following code segment. (Line numbers are included for reference only.)

```
01 String myConnString = "User
02 ID=<username>;password=<strong password>;Initial
03 Catalog=pubs;Data Source=myServer";
```

```
04 SqlConnection myConnection = new
05  SqlConnection(myConnString);
06 SqlCommand myCommand = new SqlCommand();
07 DbDataReader myReader;
08 myCommand.CommandType =
09  CommandType.Text;
10 myCommand.Connection = myConnection;
11 myCommand.CommandText = "Select * from Table1;
    Select * from Table2;";
12 int RecordCount = 0;
13 try
14 {
15     myConnection.Open();
16
17 }
18 catch (Exception ex)
19 {
20 }
21 finally
22 {
23     myConnection.Close();
24 }
```

You need to compute the total number of records processed by the Select queries in the RecordCount variable.

Which code segment should you insert at line 16?

A. myReader = myCommand.ExecuteReader();

RecordCount = myReader.RecordsAffected;

B. while (myReader.Read())

```
{
    //Write logic to process data for the first result.
}
```

RecordCount = myReader.RecordsAffected;

C. while (myReader.HasRows)

```
{
```

```
while (myReader.Read())
{
    //Write logic to process data for the second result.
    RecordCount = RecordCount + 1;
    myReader.NextResult();
}
}
```

D. while (myReader.HasRows)

```
{
    while (myReader.Read())
    {
        //Write logic to process data for the second result.
        RecordCount = RecordCount + 1;
    }
    myReader.NextResult();
}
```

Answer: D

22. You create an application by using the Microsoft .NET Framework 3.5 and Microsoft ADO.NET. The application uses Microsoft SQL Server 2005.

You write the following code segment. (Line numbers are included for reference only.)

```
01 Dim myConnString As String = _
02 "User ID=<username>;password=<strong password>;" + _
03 "Initial Catalog=pubs;Data Source=myServer"
04 Dim myConnection As New SqlConnection(myConnString)
05 Dim myCommand As New SqlCommand()
06 Dim myReader As DbDataReader
07 myCommand.CommandType = CommandType.Text
08 myCommand.Connection = myConnection
09 myCommand.CommandText = _
10 "Select * from Table1;Select * from Table2;"
11 Dim RecordCount As Integer = 0
12 Try
13     myConnection.Open()
14
```

15 Catch ex As Exception

16 Finally

17 myConnection.Close()

18 End Try

You need to compute the total number of records processed by the Select queries in the RecordCount variable.

Which code segment should you insert at line 14?

A. myReader = myCommand.ExecuteReader()

RecordCount = myReader.RecordsAffected

B. While myReader.Read()

 'Write logic to process data for the first result.

End While

RecordCount = myReader.RecordsAffected

C. While myReader.HasRows

 While myReader.Read()

 'Write logic to process data for the second result.

 RecordCount = RecordCount + 1

 myReader.NextResult()

 End While

End While

D. While myReader.HasRows

 While myReader.Read()

 'Write logic to process data for the second result.

 RecordCount = RecordCount + 1

 End While

 myReader.NextResult()

End While

Answer: D

23. You create an application by using the Microsoft .NET Framework 3.5 and Microsoft ADO.NET.

The application uses data from a Microsoft SQL Server 2005 database table. A Web page of the application contains a GridView server control.

You write the following code segment. (Line numbers are included for reference only.)

01 private void LoadGrid()

02 {

```
03 using (SqlCommand command = new SqlCommand())
04 {
05     command.Connection = connection;
06     command.CommandText = "SELECT * FROM Customers";
07     connection.Open();
08
09 }
10 }
```

You need to retrieve the data from the database table and bind the data to the DataSource property of the GridView server control.

Which code segment should you insert at line 08?

A. SqlDataReader rdr = command.ExecuteReader();
connection.Close();

GridView1.DataSource = rdr;

GridView1.DataBind();

B. SqlDataReader rdr = command.ExecuteReader();

GridView1.DataSource = rdr.Read();

GridView1.DataBind();

connection.Close();

C. SqlDataReader rdr = command.ExecuteReader();

Object[] values = new Object[rdr.FieldCount];

GridView1.DataSource = rdr.GetValues(values);

GridView1.DataBind();

connection.Close();

D. DataTable dt = new DataTable();

using (SqlDataReader reader = command.ExecuteReader())

```
{
    dt.Load(reader);
}
```

}

connection.Close();

GridView1.DataSource = dt;

GridView1.DataBind();

Answer: D

24. You create an application by using the Microsoft .NET Framework 3.5 and Microsoft ADO.NET.

The application uses data from a Microsoft SQL Server 2005 database table. A Web page of the application contains a GridView server control.

You write the following code segment. (Line numbers are included for reference only.)

```
01 Private Sub LoadGrid()  
02     Using command As New SqlCommand()  
03         command.Connection = connection  
04         command.CommandText = "SELECT * FROM Customers"  
05         connection.Open()  
06  
07     End Using  
08 End Sub
```

You need to retrieve the data from the database table and bind the data to the DataSource property of the GridView server control.

Which code segment should you insert at line 06?

A. Dim rdr As SqlDataReader = command.ExecuteReader()
connection.Close()

GridView1.DataSource = rdr

GridView1.DataBind()

B. Dim rdr As SqlDataReader = command.ExecuteReader()

GridView1.DataSource = rdr.Read()

GridView1.DataBind()

connection.Close()

C. Dim rdr As SqlDataReader = command.ExecuteReader()

Dim values As Object() = New Object(rdr.FieldCount - 1) {}

GridView1.DataSource = rdr.GetValues(values)

GridView1.DataBind()

D. Dim dt As New DataTable()

Using reader As SqlDataReader = command.ExecuteReader()

dt.Load(reader)

End Using

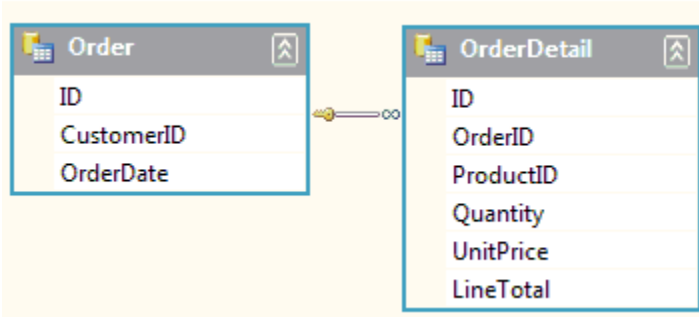
connection.Close()

GridView1.DataSource = dt

GridView1.DataBind()

Answer: D

25. You create an application by using the Microsoft .NET Framework 3.5 and Microsoft ADO.NET. The application contains a DataSet object named OrderDS that has the Order and OrderDetail tables as shown in the following exhibit.



You write the following code segment. (Line numbers are included for reference only.)

```

01 private void GetOrders(SqlDataConnection cn) {
02     SqlCommand cmd = cn.CreateCommand();
03     cmd.CommandText = "Select * from [Order];
        Select * from [OrderDetail];";
04     SqlDataAdapter da = new SqlDataAdapter(cmd);
05
06 }

```

You need to ensure that the Order and the OrderDetail tables are populated.

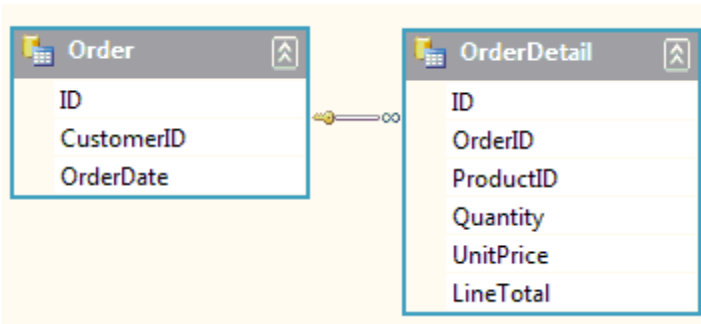
Which code segment should you insert at line 05?

- A. `da.Fill(OrderDS);`
- B. `da.Fill(OrderDS.Order);`
`da.Fill(OrderDS.OrderDetail);`
- C. `da.TableMappings.AddRange(new DataTableMapping[] {`
`new DataTableMapping("Table", "Order"),`
`new DataTableMapping("Table1", "OrderDetail"))};`
`da.Fill(OrderDS);`
- D. `DataTableMapping mapOrder = new DataTableMapping();`
`mapOrder.DataSetTable = "Order";`
`DataTableMapping mapOrderDetail = new DataTableMapping();`
`mapOrder.DataSetTable = "OrderDetail";`
`da.TableMappings.AddRange(new DataTableMapping[]`
`{ mapOrder, mapOrderDetail });`
`Da.Fill(OrderDS);`

Answer: C

26. You create an application by using the Microsoft .NET Framework 3.5 and Microsoft ADO.NET.

The application contains a DataSet object named OrderDS that has the Order and OrderDetail tables as shown in the following exhibit.



You write the following code segment. (Line numbers are included for reference only.)

```
01 Private Sub GetOrders(ByVal cn As SqlConnection)
02   Dim cmd As SqlCommand = cn.CreateCommand()
03   cmd.CommandText = "Select * from [Order]; " + _
    "Select * from [OrderDetail];"
04   Dim da As New SqlDataAdapter(cmd)
05
06 End Sub
```

You need to ensure that the Order and the OrderDetail tables are populated.

Which code segment should you insert at line 05?

- A. da.Fill(OrderDS)
- B. da.Fill(OrderDS.Order)
da.Fill(OrderDS.OrderDetail)
- C. da.TableMappings.AddRange(New DataTableMapping() _
{New DataTableMapping("Table", "Order"), _
New DataTableMapping("Table1", "OrderDetail")})
da.Fill(OrderDS)
- D. Dim mapOrder As New DataTableMapping()
mapOrder.DataSetTable = "Order"
Dim mapOrderDetail As New DataTableMapping()
mapOrderDetail.DataSetTable = "OrderDetail"
da.TableMappings.AddRange(New DataTableMapping() _
{mapOrder, mapOrderDetail})

da.Fill(OrderDS)

Answer: C

27. You create an application by using the Microsoft .NET Framework 3.5 and Microsoft ADO.NET.

The application contains a SqlDataAdapter object named daOrder. The SelectCommand property of the daOrder object is set.

You write the following code segment. (Line numbers are included for reference only.)

```
01 private void ModifyDataAdapter() {  
02  
03 }
```

You need to ensure that the daOrder object can also handle updates.

Which code segment should you insert at line 02?

- A. SqlCommandBuilder cb = new SqlCommandBuilder(daOrder);
cb.RefreshSchema();
- B. SqlCommandBuilder cb = new SqlCommandBuilder(daOrder);
cb.SetAllValues = true;
- C. SqlCommandBuilder cb = new SqlCommandBuilder(daOrder);
daOrder.DeleteCommand = cb.GetDeleteCommand();
daOrder.InsertCommand = cb.GetInsertCommand();
daOrder.UpdateCommand = cb.GetUpdateCommand();
- D. SqlCommandBuilder cb = new SqlCommandBuilder(daOrder);
cb.RefreshSchema();
cb.GetDeleteCommand();
cb.GetInsertCommand();
cb.GetUpdateCommand();

Answer: C

28. You create an application by using the Microsoft .NET Framework 3.5 and Microsoft ADO.NET.

The application contains a SqlDataAdapter object named daOrder. The SelectCommand property of the daOrder object is set.

You write the following code segment. (Line numbers are included for reference only.)

```
01 Private Sub ModifyDataAdapter()  
02  
03 End Sub
```

You need to ensure that the daOrder object can also handle updates.

Which code segment should you insert at line 02?

- A. Dim cb As New SqlCommandBuilder(daOrder)
cb.RefreshSchema()
- B. Dim cb As New SqlCommandBuilder(daOrder)
cb.SetAllValues = True
- C. Dim cb As New SqlCommandBuilder(daOrder)
daOrder.DeleteCommand = cb.GetDeleteCommand()
daOrder.InsertCommand = cb.GetInsertCommand()
daOrder.UpdateCommand = cb.GetUpdateCommand()
- D. Dim cb As New SqlCommandBuilder(daOrder)
cb.RefreshSchema()
cb.GetDeleteCommand()
cb.GetInsertCommand()
cb.GetUpdateCommand()

Answer: C

29. You create an application by using the Microsoft .NET Framework 3.5 and Microsoft ADO.NET. The application connects to a Microsoft SQL Server 2005 database.

The connection string of the application is defined in the following manner.

```
"Server=Prod;Database=WingtipToys;Integrated  
Security=SSPI;Asynchronous Processing=true"
```

The application contains the following code segment. (Line numbers are included for reference only.)

```
01 protected void UpdateData(SqlCommand cmd) {  
02     cmd.Connection.Open();  
03  
04     lblResult.Text = "Updating ...";  
05 }
```

The cmd object takes a long time to execute.

You need to ensure that the application continues to execute while cmd is executing.

What should you do?

A. Insert the following code segment at line 03.

```
cmd.BeginExecuteNonQuery(new AsyncCallback(UpdateComplete), cmd);
```

Add the following code segment.

```
private void UpdateComplete (IAsyncResult ar) {  
    int count = (int)ar.AsyncState;  
    LogResults(count);  
}
```

```
}
```

B. Insert the following code segment at line 03.

```
cmd.BeginExecuteNonQuery(new AsyncCallback(UpdateComplete), cmd);
```

Add the following code segment.

```
private void UpdateComplete (IAsyncResult ar) {  
    SqlCommand cmd = (SqlCommand)ar.AsyncState;  
    int count = cmd.EndExecuteNonQuery(ar);  
    LogResults(count);  
}
```

C. Insert the following code segment at line 03.

```
cmd.StatementCompleted += new  
    StatementCompletedEventHandler(UpdateComplete);  
cmd.ExecuteNonQuery();
```

Add the following code segment.

```
private void UpdateComplete (object sender, StatementCompletedEventArgs e) {  
    int count = e.RecordCount;  
    LogResults(count);  
}
```

D. Insert the following code segment at line 03.

```
SqlNotificationRequest notification = new  
    SqlNotificationRequest("UpdateComplete", "", 10000);  
cmd.Notification = notification;  
cmd.ExecuteNonQuery();
```

Add the following code segment.

```
private void UpdateComplete(SqlNotificationRequest notice) {  
    int count = int.Parse(notice.UserData);  
    LogResults(count);  
}
```

Answer: B

30. You create an application by using the Microsoft .NET Framework 3.5 and Microsoft ADO.NET. The application connects to a Microsoft SQL Server 2005 database.

The connection string of the application is defined in the following manner.

```
"Server=Prod;Database=WingtipToys;Integrated  
Security=SSPI;Asynchronous Processing=true"
```

The application contains the following code segment. (Line numbers are included for reference only.)

```
01 Protected Sub UpdateData(ByVal cmd As SqlCommand)
02     cmd.Connection.Open()
03
04     lblResult.Text = "Updating ..."
05 End Sub
```

The cmd object takes a long time to execute.

You need to ensure that the application continues to execute while cmd is executing.

What should you do?

A. Insert the following code segment at line 03.

```
cmd.BeginExecuteNonQuery(New AsyncCallback( _
    AddressOf UpdateComplete), cmd)
```

Add the following code segment.

```
Private Sub UpdateComplete (ByVal ar As IAsyncResult)
    Dim count As Integer = CInt(ar.AsyncState)
    LogResults(count)
End Sub
```

B. Insert the following code segment at line 03.

```
cmd.BeginExecuteNonQuery(New AsyncCallback( _
    AddressOf UpdateComplete), cmd)
```

Add the following code segment.

```
Private Sub UpdateComplete(ByVal ar As IAsyncResult)
    Dim cmd As SqlCommand = DirectCast(ar.AsyncState, SqlCommand)
    Dim count As Integer = cmd.ExecuteNonQuery(ar)
    LogResults(count)
End Sub
```

C. Insert the following code segment at line 03.

```
AddHandler cmd.StatementCompleted, AddressOf UpdateComplete
cmd.ExecuteNonQuery()
```

Add the following code segment.

```
Private Sub UpdateComplete(ByVal sender As Object, _
    ByVal e As StatementCompletedEventArgs)
    Dim count As Integer = e.RecordCount
    LogResults(count)
```

End Sub

D. Insert the following code segment at line 03.

```
Dim notification As New _  
    SqlNotificationRequest("UpdateComplete ", "", 10000)  
cmd.Notification = notification  
cmd.ExecuteNonQuery()
```

Add the following code segment.

```
Private Sub UpdateComplete (ByVal notice As SqlNotificationRequest)  
    Dim count As Integer = Integer.Parse(notice.UserData)  
    LogResults(count)
```

End Sub

Answer: B