Testpassport Q&A

La meilleure qualité le meilleur service

http://www.testpassport.fr

Service de mise à jour gratuit pendant un an

Exam . 9A0-019

Title . Adobe Photoshop6.0 Product Proficiency

Version . Demo

1.If you are working in a two-layer document, how should you make the top layer display only where it overlaps the content of the low layer.
A. link the layers
B. make a clipping group
C. link the layers and select Merge Linked
D. turn Preserve Transparency for the top layer
Answer: B

2.Which command converts a selection into a new layer?
A. Copy Merged
B. Layer Via Copy
C. New Adjustment Layer
D. Layer from Background
Answer: B

3.Exhibit.



You want to create the hard and soft edge around an image. What area the red arrows indicating in the Zebra layer on the Layers. Palette? (Choose two.)
A. a layer mask
B. a clipping group
C. an adjustment layer
D. a layer clipping path
Answer: AD

4.You want to make certain areas of a completely opaque layer partially transparent. You have added a

new layer mask. What should you do?
A. paint with black
B. paint with a shade of gray
C. change the opacity of the layer
D. change the opacity of the layer mask
Answer: B

5.Exhibit.

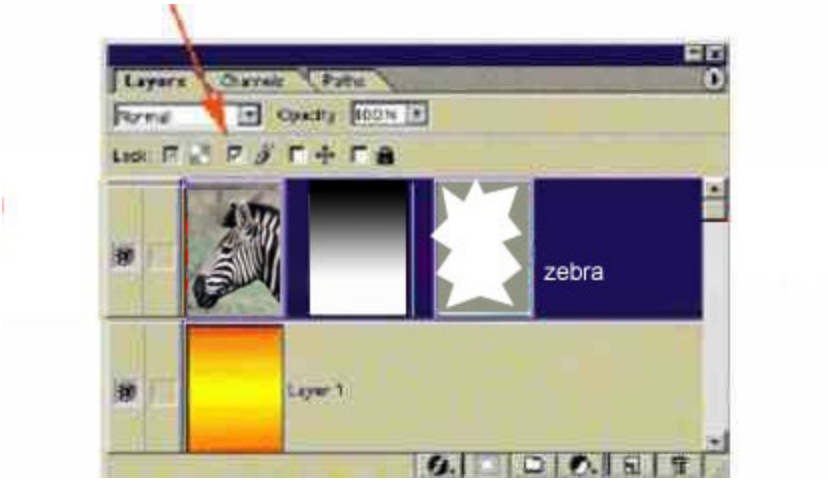

You have clicked the Lock image pixels checkbox in the Layers palette. Which action are you PREVENTED from doing?
A. changing the blending mode
B. changing the shape of the clipping path
C. using the painting tool to modify the layer mask
D. using the history brush to paint back form an earlier state
Answer: D

6.Exhibit.

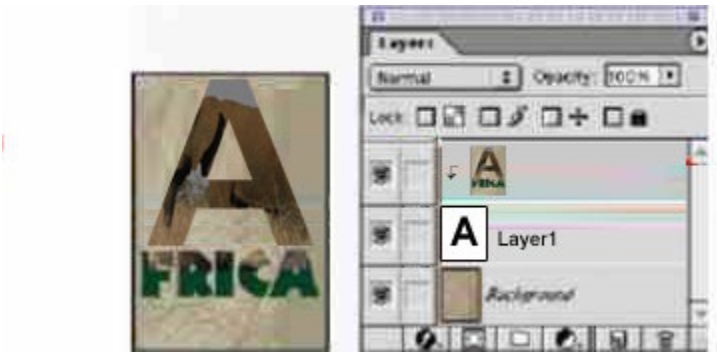

You create a type layer and a fill layer with a pattern. You want the type to act as a mask so that the pattern appears only where there is type on the type layer. What should you do?
A. position the type layer above the fill layer. with the type layer active, choose Layer>Merge Down
B. position the type layer below the fill layer. with the fill layer active, choose Layer>Merge Down

C. position the type layer below the fill layer, with the fill layer active, choose Layer>Group with Previous
D. position the type flayer above the fill layer, with the type layer active, choose Layer>Group with Previous

Answer: C

7.What are two methods to create custom layer styles? (Choose two.)
A. choose the Layer Properties dialog box
B. choose Layer>Layer Style>Copy Layer Style
C. select New Style in the Layer Styles dialog box
D. select the Create New Style button on the Style Palette
Answer: CD

8.Which command or tool effects all linked layers?
A. Paintbrush
B. Distort Filter
C. Free Transform
D. Levels Adjustment
Answer: C

9.You have created an action that you want to run on a folder of images. Which destination option within the Batch command saves the files to a new location and leaves the originals untouched?
A. None
B. Folder
C. Import
D. Save and Close
Answer: B

10.You are working in a layered Photoshop document. You add an adjustment layer. Which layer will be affected by the adjustment layer?
A. layers above the adjustment layer
B. layer below the adjustment layer
C. only layers included in the same layer set
D. only layers linked with the adjustment layer
Answer: B

11.You want to randomly display7% of the pixels on a layer. What should you do? A. set the layer opacity to7% and the layer's blending mode to Dissolve
B. set the layer opacity to7% and the layer's blending mode to Difference
C. apply the Pointillize file then choose the Fade command with7% opacity
D. apply the Fragment filter then choose the Fade command with7% opacity
Answer: A

12.Which format supports layers in Adobe Photoshop?
A. JPG
B. TIFF
C. PICT
D. EPS
Answer: B

13.You are making selection by using the elliptical marquee. The value for Feather is set10 pixels. When would you see the effect of the feathering option?
A. When you deselect
B. When you choose Select>Feather
C. When you move the selected pixels
D. As soon as you finish making the selection
Answer: C

14.Which blending mode should you use to create a drop shadow?
A. Multiply
B. Dissolve
C. Difference
D. Color Burn
Answer: A

15.When creating animations in Adobe ImageReady, what does the Tween feature do?
A. It specifies looping for playback.
B. It specifies repeat options for playback.
C. It adds a series of layers between existing layers.
D. It adds a series of frames between existing frames.
Answer: D

16.You make a selection with the polygon lasso tool. When a color fill is applied, the edg appears rough. Which tool option should have been selected to soften the selection edg.
A. Blur
B. Border
C. Smooth
D. Anti-Alised
Answer: D

17.A layer contains a shape filled with a solid color. You want to fill the shape with a gradient. What should you do?
A. select the shape layer and choose a gradient from the Swatches palette.
B. Select the gradient tool from the toolbox. select a gradient from the options bar, and drag the gradient tool across the shape
C. Select the shape layer; click the Layer Style button on the Layers palette and select
Gradient Overly; choose a gradient and click OK

D. Select the shape layer; click the New Adjustment Layer button on the Layers palette and select Gradient Map. choose a gradient and click OK
Answer: C

18. What is the most efficient thod to isolate a complex object form is background?
A. create a layer mask
B. create an alpha channel
C. use the Extract Image command
D. use the lasso tool to create a selection
Answer: C

19.You make a selection by using the magnetic lasso tool you want modify the selection. Which tool or tools can you use to modify the selection?
A. any selection tool
B. only the magnetic lasso
C. lasso, magnetic lasso or polygonal lasso
D. any selection tool except the magic wand

Answer: A

20.Which file format supports spot color channel?
A. PICT
B. JPEG
C. Gif89a
D. DCS 2.0
Answer: D