

# T estpassport Q&A



---

*La meilleure qualité le meilleur service*

<http://www.testpassport.fr>

Service de mise à jour gratuit pendant un an

**Exam : E20-815**

**Title :** Symmetrix Business  
Continuity Expert  
Technology Architects

**Version : Demo**

1. Click the Exhibit button.

Device Name	Directors		
Physical	Sym	SA :P	DA :[]
\\.\PHYSICALDRIVE1	0005	05B:0	03B:C2
\\.\PHYSICALDRIVE2	000D	05B:0	03B:C1
\\.\PHYSICALDRIVE3	0015	05B:0	03B:D3
\\.\PHYSICALDRIVE4	001D	05B:0	15B:D1
\\.\PHYSICALDRIVE5	002F	05B:0	03B:D0
\\.\PHYSICALDRIVE6	0055	05B:0	02A:C2
\\.\PHYSICALDRIVE7	005D	05B:0	03B:C2

You are migrating a customer's Microsoft Exchange 2007 server from DAS to SAN. The LUNs shown in the exhibit are presented to the server. You must select six LUNs to use for databases and logs.

According to EMC best practice, which Symmetrix DMX devices should you select?

- A. 00D, 005, 01D, 02F, 055, and 05D
- B. 005, 00D, 015, 01D, 02F, and 055
- C. 005, 015, 01D, 02F, 055, and 05D
- D. 015, 01D, 005, 02F, 055, and 05D

**Answer: B**

2. Click the Exhibit button.

Device Name	Directors		
Physical	Sym	SA :P	DA :[]
\\.\PHYSICALDRIVE1	0005	05B:0	03B:D0
\\.\PHYSICALDRIVE2	000D	05B:0	03B:C1
\\.\PHYSICALDRIVE3	0015	05B:0	03B:D3
\\.\PHYSICALDRIVE4	001D	05B:0	15B:D1
\\.\PHYSICALDRIVE5	002F	05B:0	03B:D0
\\.\PHYSICALDRIVE6	0055	05B:0	02A:C2
\\.\PHYSICALDRIVE7	005D	05B:0	03A:C2

You are migrating a customer's Microsoft Exchange 2007 server from DAS to SAN. The LUNs shown in the exhibit are presented to the server. You must select six LUNs to use for databases and logs.

According to EMC best practice, which Symmetrix DMX devices should you select?

- A. 005, 00D, 015, 01D, 02F, and 055
- B. 005, 00D, 015, 01D, 02F, and 05D
- C. 005, 00D, 015, 02F, 055, and 05D
- D. 00D, 015, 01D, 02F, 055, and 05D

**Answer: D**

3. A customer is migrating from Microsoft Exchange 2003 to Exchange 2007. The customer is trying to estimate the user load profile that fits their environment for the purposes of sizing the disk subsystem.

Which condition could cause the customer to underestimate the IOPS required for their environment?

- A. Database maintenance
- B. Deleted items retention
- C. Mobile device users
- D. Nested subfolders with many thousands of items

**Answer: C**

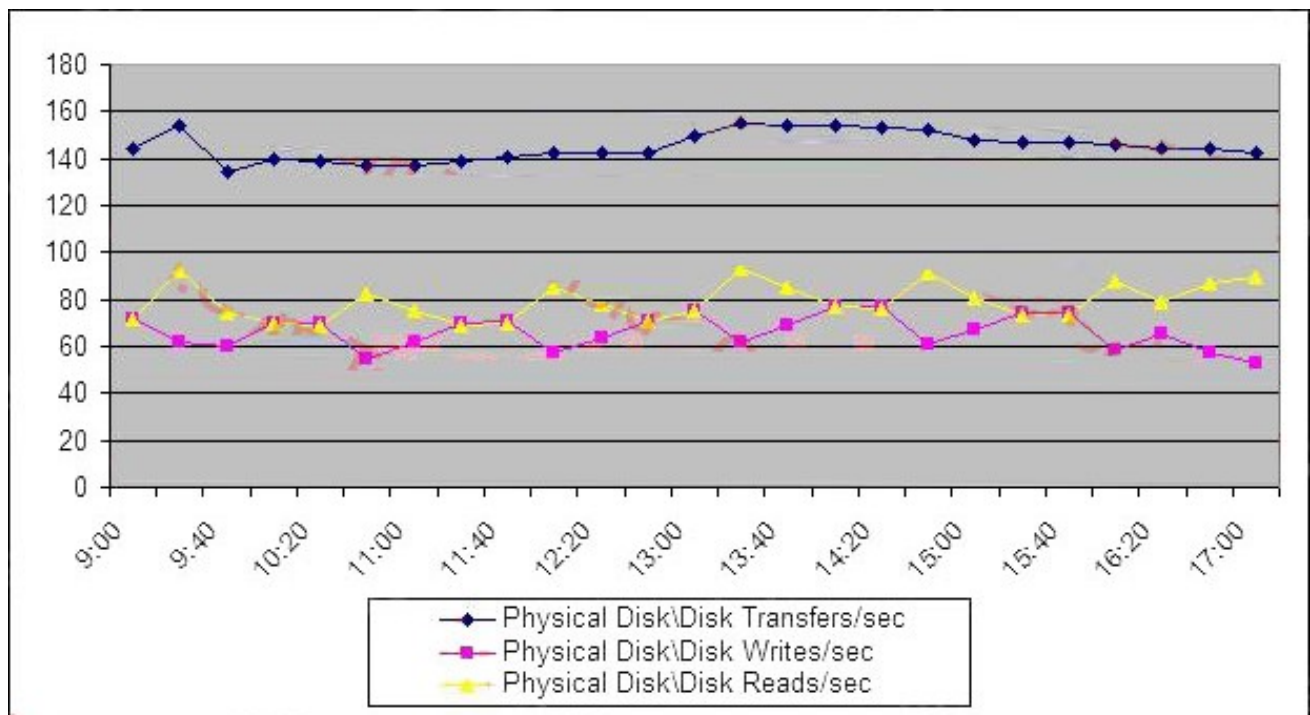
4. A customer is migrating from Microsoft Exchange 2003 to Exchange 2007. They want to provision each mailbox server with 2,000 users, allowing for 100 "heavy" profile users per Exchange storage group. In designing an SLA for the customer, you determine that the customer requires the use of recovery storage groups for disaster recovery purposes.

Which consideration must be made when architecting this solution?

- A. A maximum of 50 production storage groups can be hosted per Exchange Server
- B. A maximum of four production storage groups can be hosted per Exchange Server
- C. Exchange 2007 Enterprise Edition is required
- D. Server hosting the recovery storage group must be in a separate Active Directory forest from the source storage groups

**Answer: C**

5. Click the Exhibit button.



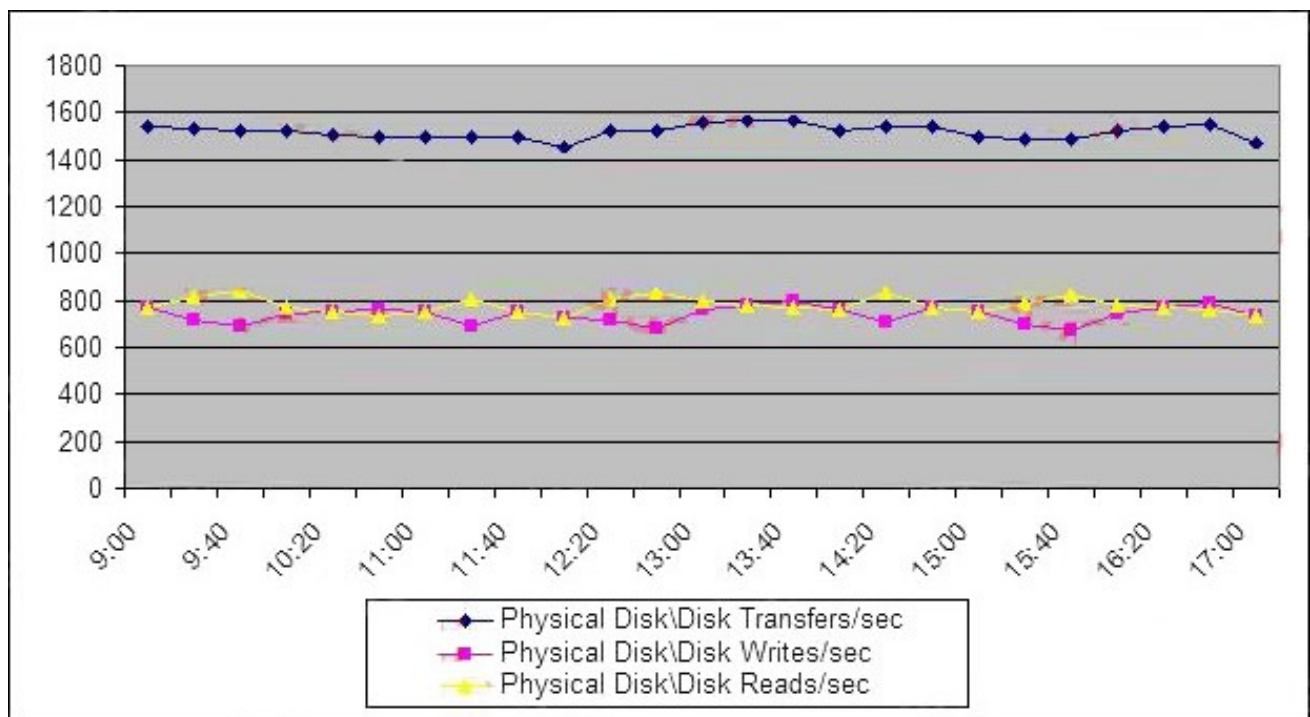
A customer is planning to consolidate 2,000 "Average" profile Microsoft Exchange 2007 users from DAS to SAN using newly added 146 GB 15,000 rpm FC drives on their DMX-4. The exhibit shows perfmom data gathered from the database LUN of the mailbox server as it now performs. In addition, the exhibit reflects the level of concurrency in the environment. Anticipated growth is expected to be no greater than 20%.

Following EMC best practices guidelines, what is the minimum number of RAID 1 protected spindles needed to support the Exchange database?

- A. 2
- B. 4
- C. 6
- D. 8

**Answer: A**

6. Click the Exhibit button.



A customer is planning to consolidate 2,000 "Average" profile Microsoft Exchange 2007 users from DAS to SAN using newly added 146 GB 15,000 rpm FC drives on their DMX-4. The exhibit shows perfmon data gathered from the database LUN of the mailbox server as it now performs. In addition, the exhibit reflects the level of concurrency in the environment. Anticipated growth is expected to be no greater than 20%.

Following EMC best practices guidelines, what is the minimum number of RAID 1 protected spindles needed to support the performance profile of the Exchange transaction logs?

- A. 1
- B. 2

C. 4

D. 6

**Answer: A**

7. A customer is consolidating 2,000 seats from Lotus Notes to one Microsoft Exchange 2007 server. They want to provision each Exchange storage group allowing for 100 "Very Heavy" profile users. Mailbox quotas are set at 500 MB per mailbox. Deleted item recovery is set to the defaults and a full pass of database maintenance completes nightly. Content indexing is enabled and the customer has no need for offline maintenance.

What is the minimum LUN size that can be allocated for each Exchange Storage Group's database, while meeting the customer's needs?

A. 25 GB

B. 113 GB

C. 119 GB

D. 133 GB

**Answer: C**

8. A customer is consolidating 2,000 seats from Lotus Notes to one Microsoft Exchange 2007 server. They want to provision each Exchange storage group allowing for 100 "Heavy" profile users. Mailbox quotas are set at 500 MB per mailbox.

Deleted item recovery is set to the defaults and a full pass of database maintenance takes 48 hours to complete. Content indexing is enabled and the customer has no need for offline maintenance.

What is the minimum LUN size that can be allocated for each Exchange Storage Group's database, while meeting the customer's needs?

A. 25 GB

B. 95 GB

C. 100 GB

D. 125 GB

**Answer: C**

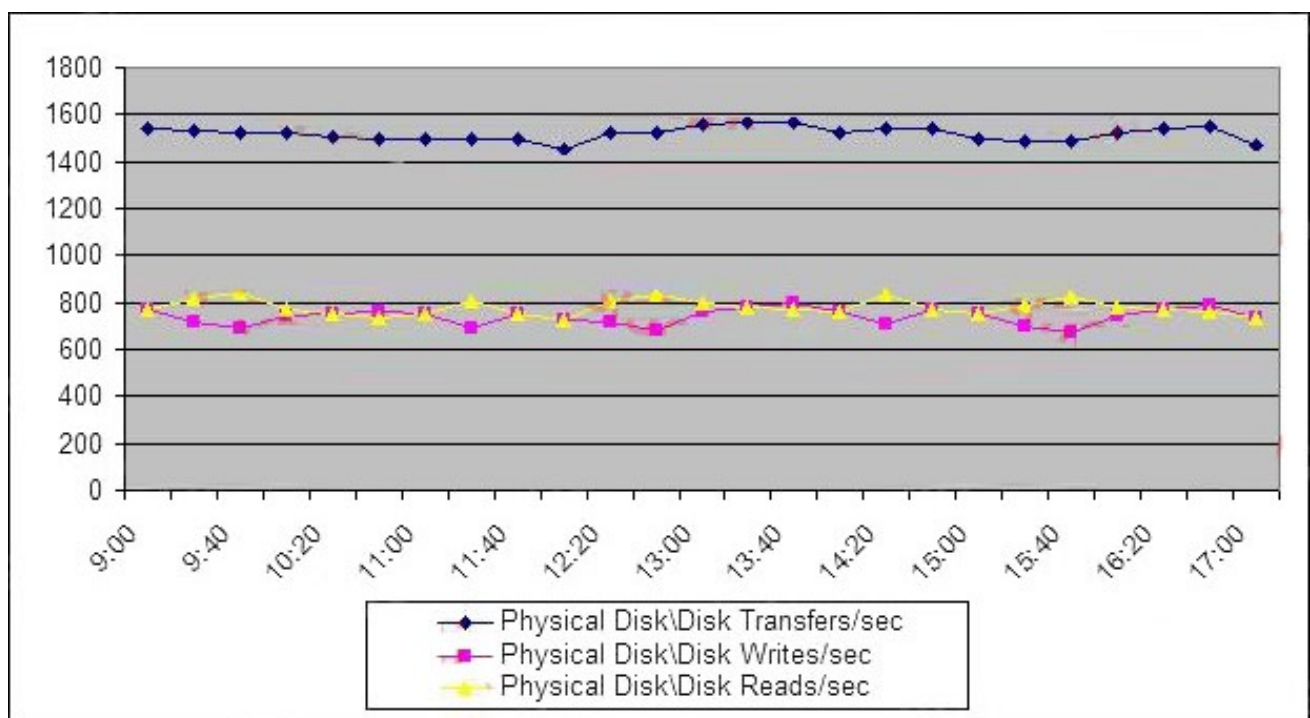
9. A customer has noticed that performance is degraded on one of their Microsoft Exchange servers after migrating all Exchange 2003 servers to Exchange 2007. Analysis indicated that the system is performing two reads for every transaction.

What is the most probable cause?

- A. Block size is too small
- B. Cache is disabled
- C. Sector misalignment
- D. Stripe size is too small

**Answer: C**

10. Click the Exhibit button.



A customer is planning to consolidate 4,000 "Very Heavy" profile Microsoft Exchange 2007 users from DAS to SAN using newly added 146 GB 15,000 rpm FC drives on their DMX-4. The exhibit shows perfmon data gathered from the database LUN of the mailbox server as it now performs. In addition, the exhibit reflects the level of concurrency in the environment. Anticipated growth is expected to be no greater than 20%.

Following EMC best practices guidelines, what is the minimum number of RAID 5 protected spindles needed to support the performance profile of the Exchange transaction logs?



- A. 8
- B. 12
- C. 16
- D. 20

**Answer: B**

11. A customer is implementing Replication Manager 5.1.3 to create BCV replicas against a Microsoft Exchange 2007 server. The Exchange server has two sets of STD devices: one set running the production LUNs and the other acting as a local continuous replication destination.

The customer would like an application consistent BCV replica of the production LUN with minimal impact on the production LUN. How should the Replication Manager job be configured?

- A. A file system job should be configured against the local continuous replication target LUN(s)
- B. A file system job should be configured against the production Exchange LUN(s)
- C. An Exchange job should be configured against the local continuous replication target LUN(s)
- D. An Exchange job should be configured against the production Exchange LUN(s)

**Answer: D**

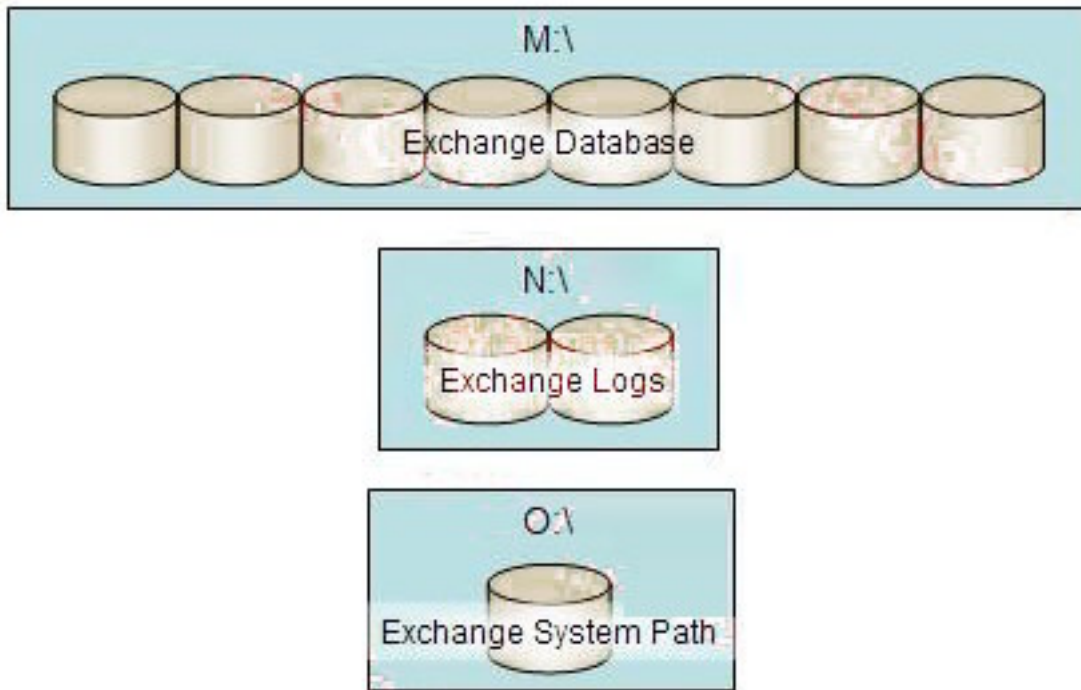
12. A customer wants to use Replication Manager to create application consistent BCV copies of their Microsoft Exchange 2007 server running Cluster Continuous Replication (CCR). They would like to create the replica from the passive copy of the CCR storage group, regardless of which physical node in the cluster currently hosts that role.

What is your recommendation?

- A. Replication Manager can replicate only the active copy of a CCR cluster
- B. Use combination replication to replicate the CCR storage group
- C. Use node-based replication of the CCR storage group
- D. Use role-based replication of the CCR storage group

**Answer: D**

13. Click the Exhibit button.



The exhibit represents a solution you have architected for a customer. You then configured Replication Manager to create automated BCV copies of the database. After configuring the application set and job, the job simulation is failing.

What is the most likely cause for the failure?

- A. Database and Transaction Logs must reside on the same mount point
- B. System Path and Transaction Logs must reside on the same mount point
- C. Too few spindles are allocated to the System Path
- D. Too few spindles are allocated to the Transaction Logs

**Answer: B**

14. You are designing a Replication Manager solution to provide VSS backups of Exchange 2007 with TimeFinder/Clone. What should you take into consideration?

- A. A maximum of five databases per storage group is supported
- B. Circular logging must be disabled
- C. Transaction Log and database paths must be the same
- D. Transaction Log and system path cannot be on the same device

**Answer: B**

15. A customer has asked you to design a TimeFinder/EIM architecture. You have been given the following information:

- 1 Two sites are approximately 300 kilometers apart
- 2 Round trip latency between sites is 50 ms
- 3 Current network utilization is 80%

The customer is concerned about recoverability and local application performance. Other applications reside on the source DMX hosting Microsoft Exchange and it is currently nearing capacity. The customer has cost concerns and is looking for you to design the best solution with their existing resources.

Which solution meets the customer's requirements for performance, recoverability, and cost?

- A. SRDF/A using a production R1, R2, and RBCV as well as R1 BCV, R2, and a BRBCV copy
- B. SRDF/A using standard R1, remote R2, and RBCV
- C. SRDF/S using a standard volume, a local R1 BCV, R2, and BRBCV
- D. SRDF/S using standard R1, remote R2, and RBCV

**Answer: B**

16. A customer noticed that their RDF links between Site A and Site B are suspended. You have been contacted by the customer to resolve database corruption and inconsistencies. Their SRDF setup includes standard, R1BCV, R2, and RBCV volumes.

You verify, in the application event logs, that TimeFinder/EIM was synchronizing before the link suspension. How do you provide the customer with consistent data?

- A. Restore from tape to the RBCV to the R2
- B. Restore from the RBCV to the R2
- C. Restore the STD device from either the R2 or the RBCV
- D. Restore the STD device from R1BCV

**Answer: B**

17. A customer is configuring SRDF/S. Their current configuration does not provide local recoverability. The local DMX is nearing capacity. They have a requirement for a solution that will simplify the restore process. In addition, the customer wants you to take their tape backup solution into consideration.

How should you address the customer's requirement?

- A. Create a solution that will utilize the STD, R1BCV to R2, BRBCV layout. Recover from BRBCV.
- B. Create a solution that will utilize the R1 to R2/R1BCV to R2, and BRBCV layout. Recover from R2.
- C. Create a solution that will utilize the R1, R2 to RBCV layout. Recover from R2.
- D. Create a solution that will utilize the R1, R2 to RBCV layout. Recover from RBCV.

**Answer: D**

18. A customer has a requirement to simplify management of their Microsoft Exchange database replication. You have been assigned the task of meeting this requirement.

In creating application sets and jobs, which configuration considerations should you be aware of for Replication Manager?

- A. Storage groups for Exchange data and logs can be on the same volumes but have to reside on different hypervolumes
- B. Storage groups for Exchange data and logs cannot be on the same volumes but have to reside on different hypervolumes
- C. System path and transaction log path must always exist in different locations due to the checkpoint file
- D. System path and transaction log path must always exist in the same location due to the checkpoint file

**Answer: D**

19. When performing an incremental synchronization of an Oracle database environment, what are the key objects that need to be replicated to ensure a restartable instance on the target host?

- A. Archive Log Files and Data Files
- B. Control File and Oracle System Files
- C. Control File and Redo Logs
- D. Data Files and Control File

**Answer: C**

20. A customer wants to implement a consolidated solution for an Oracle 11g database environment. During your discussions, which issues need to be highlighted and reviewed before moving forward with any recommendations?

- A. 1. ASM device groups properly sized

- 2. Disk groups appropriately set up
  - 3. Volume groups appropriately sized
- B. 1. Device groups appropriately set up
- 2. Oracle files laid out efficiently on the array
  - 3. Volume groups appropriately sized
- C. 1. OFA compliance
- 2. Device groups appropriately set up
  - 3. File systems properly sized
- D. 1. OFA compliance
- 2. Oracle files laid out efficiently on the array
  - 3. Volume groups appropriately sized

**Answer: D**