

T estpassport Q&A



La meilleure qualité le meilleur service

<http://www.testpassport.fr>

Service de mise à jour gratuit pendant un an

Exam : PW0-070

**Title : Certified Wireless
Technology Specialist**

Version : DEMO

1. Which of the following security policies will you implement to keep safe your data when you connect your Laptop to the office network over IEEE 802.11 WLANs? Each correct answer represents a complete solution. Choose two.

- A. Using portscanner like nmap in your network.
- B. Using personal firewall software on your Laptop.
- C. Using an IPSec enabled VPN for remote connectivity.
- D. Using a protocol analyzer on your Laptop to monitor for risks.

Answer: B, C

2. You work as a Network Administrator for Tech Perfect Inc. The company has an 802.11b wireless network. You have configured an internal antenna with the wireless access point (WAP). You want to increase the range of the WAP. Which of the following steps will you take to accomplish the task?

- A. Install a wireless bridge on the network.
- B. Install an external antenna.
- C. Install a router on the network.
- D. Install one more internal antenna.

Answer: B

3. You work as a Network Administrator for McRoberts Inc. You are configuring a wireless network for the company. You decide to use 802.11b wireless access points (WAPs) for the network. Which of the following could affect the range of the network? Each correct answer represents a complete solution.

Choose all that apply.

- A. The 5-500GHz interference
- B. The 2.4GHz interference
- C. A long length of antenna extension cable
- D. A very high number of wireless users

Answer: B, C

4. Which of the following is an advantage of using wireless IEEE 802.11g over IEEE 802.11b?

- A. Wireless standard 802.11g has a greater range of distance than 802.11b

- B. Wireless standard 802.11g is easier to implement than 802.11b
- C. Wireless standard 802.11g is faster than 802.11b.
- D. Wireless standard 802.11g supports Windows XP and 802.11b does not.

Answer: C

5. You work as a Network Administrator for Tech Perfect Inc. The company has a Windows-based network. You have to configure a wireless LAN on your network. Two separate buildings in front of each other are to be connected wirelessly. Which of the following steps will you choose to accomplish the task?

- A. Lay underground fiber optic cable backbone between the two buildings. Configure Ethernet network including network of both building.
- B. Configure one Wireless Access Point (WAP) in each building. Place one outdoor Yagi-Uda antenna in each building facing towards each other.
- C. Configure one WAP in each building. Place one outdoor Omni antenna in each building.
- D. Configure one WAP in each building. Place one outdoor Yagi-Uda antenna in one building. Place one outdoor Omni antenna in the other building.

Answer: B

6. You work as a Network Administrator for WebTech Inc. The company has a TCP/IP-based wireless network. The company's management tells you to implement multiple-input multiple-output (MIMO) transmission technology for wireless communication. Which of the following standards supports MIMO technology?

- A. 802.11a
- B. 802.11b
- C. 802.11n
- D. 802.11

Answer: C

7. Which of the following organizations provides a seal of approval to interoperable devices?

- A. IEEE
- B. FCC

C. ETSI

D. Wi-Fi Alliance

Answer: D

8. Fill in the blank with the correct value. The 802.11g wireless standard applies to wireless LANs and provides transmission speeds of up to Mbps.

A. 54

Answer: A

9. Which of the following units measure relative RF power? Each correct answer represents a complete solution. Choose all that apply.

A. Decibel Relative to a Milliwatt (dBm)

B. Decibel (dB)

C. Milliwatt (mW)

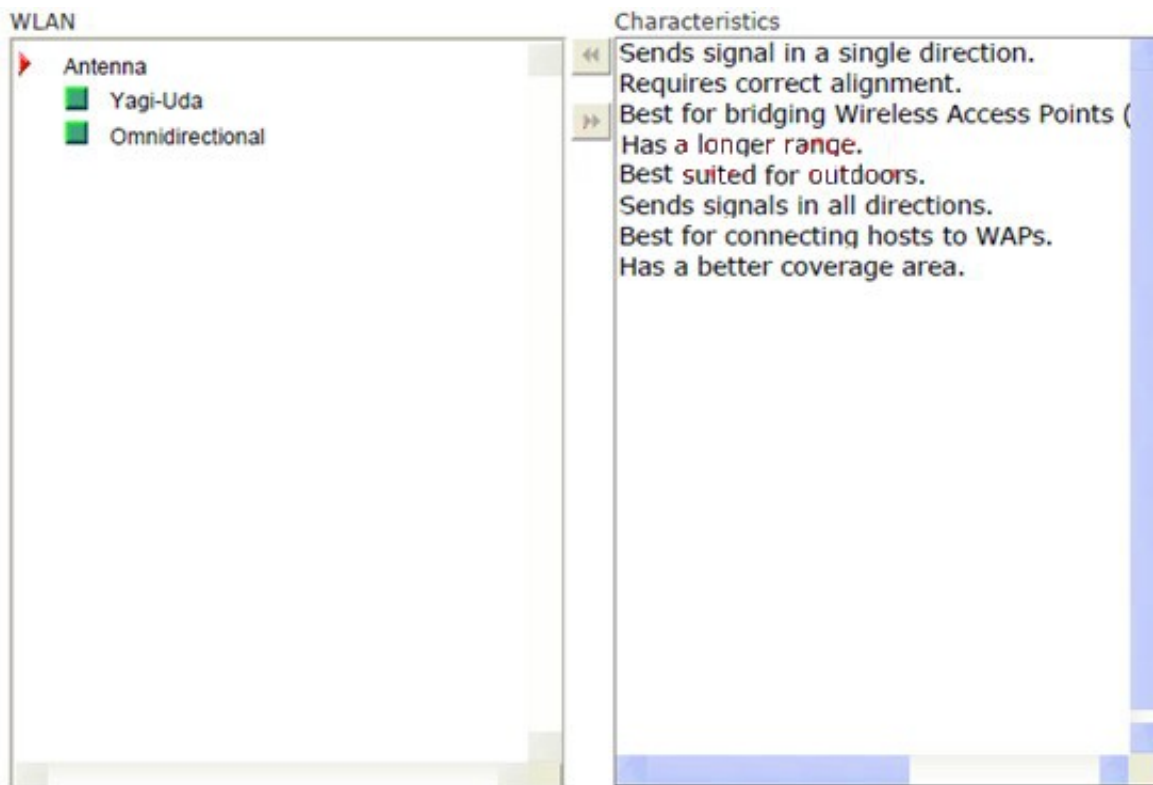
D. Decibel isotropic (dBi)

E. Decibel dipole (dBd)

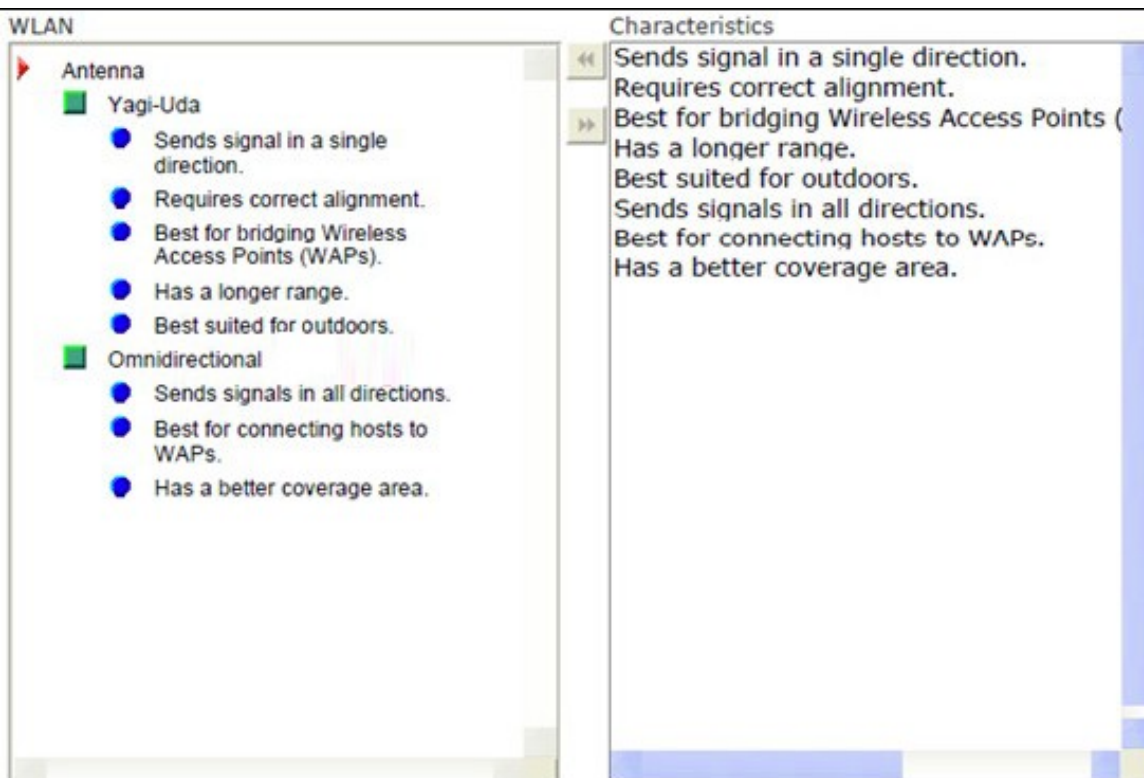
F. Watt (W)

Answer: BDE

10. Place the characteristics under their corresponding types of antenna used in Wireless LAN (WLAN)?



A.



Answer: A

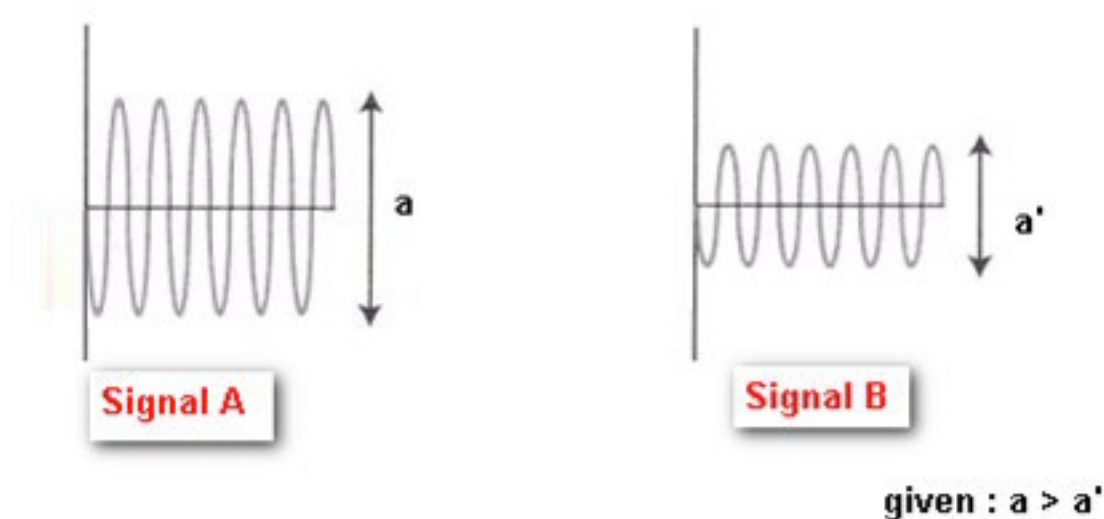
11. In an 802.11b wireless network, which of the following two channels can be used so that there is no

interference among the access points? Each correct answer represents a complete solution. Choose all that apply.

- A. Channel 1 and channel 8
- B. Channel 1 and channel 5
- C. Channel 6 and channel 11
- D. Channel 3 and channel 9

Answer: CD

12. Two RF signals, shown below, are operating at the same frequency of 2.142 MHz, but with different amplitudes. Which of the following statements is true about these two signals?



- A. The signal with a higher amplitude (Signal A) has less power than the signal with a lower amplitude (Signal B).
- B. Both signals have the same power.
- C. The power of the two signals depends on the medium through which they are propagating.
- D. The signal with a higher amplitude (Signal A) has more power than the signal with a lower amplitude (Signal B).

Answer: D

13. Which of the following wireless techniques provides the highest data transfer speed?

- A. Infrared
- B. 802.11b

C. Bluetooth

D. 802.11

Answer: B

14. Which of the following hardware uses flash memory technology?

A. DDR2 SDRAM

B. Secure digital card

C. PCMCIA card

D. Smart card reader

Answer: B

15. Which of the following are true about a beacon frame?

Each correct answer represents a complete solution. Choose two.

A. It is sent as a reply to a probe request.

B. It contains the SSIDs that the AP supports.

C. It works as an associated frame.

D. It is transmitted periodically to announce the presence of a wireless LAN network.

Answer: BD

16. Which of the following IEEE 802.11 amendments can use three radio chains per band to transmit data?

A. IEEE 802.11h

B. IEEE 802.11g

C. IEEE 802.11n

D. IEEE 802.11a

Answer: C

17. Which of the following types of communication is used by IEEE-11.a, IEEE-11.b, and IEEE-11.g devices?

A. Full-duplex

- B. Half-duplex
 - C. Simplex
 - D. Diplex
- Answer: B**

18. You need to add a separate wireless network card to your customer's laptop. You need to select the appropriate expansion card type. Which of the following is NOT an expansion slot you will find in the laptop?

- A. PCMCIA TYPE III
- B. PCI
- C. PCMCIA TYPE I
- D. Express

Answer: B

19. You work as a Network Administrator for Perfect Inc. The company has a Wireless LAN network. You want to configure 802.11a parameters on the controller of the network. Which of the following commands is valid to accomplish the task?

- A. WLAN 802.11a
- B. 802.11a
- C. config 802.11a
- D. standard 802.11a

Answer: C

20. The current WLAN standard of a company has been upgraded from IEEE 802.11b to IEEE 802.11n. Due to this upgradation, what will be the change in the data rate?

- A. 11 Mbps to 54+ Mbps
- B. 11 Mbps to 256 Mbps
- C. 11 Mbps to 54 Mbps
- D. 11 Mbps to 128 Mbps

Answer: A